

Refilling Instructions

For Epson
S020089 used in Epson Stylus Color 400/600/800/1520 and
S020191 used in Epson Stylus Color 440/640/740



1. Remove color ink cartridge from printer and protect work surface.
Refilling your cartridge is a clean and simple job, but it is best to cover your work area with newspaper or other scrap paper to protect from accidental ink spills.

2. Secure ink bottle while filling the syringe with ink. See Figure 2. Determine which of the three color chambers is empty. Fill syringe with 3cc of ink of that color, being careful not to draw air bubbles into the syringe.

NOTE: If your Refill Kit is supplied with a 5cc syringe, dispense one syringe full of ink. If your kit is supplied with a 3cc syringe, dispense one full syringe of ink and then an additional 2cc of ink.

3. Hold the cartridge with ink port holes facing upward. See Figure 3. Hold syringe **TIGHTLY** against the correct ink port. See Figure 4. Inject the ink **VERY SLOWLY** into the chamber. See Figure 5. With all color, stop filling if ink starts to seep from the air vents at the underside of the cartridge.

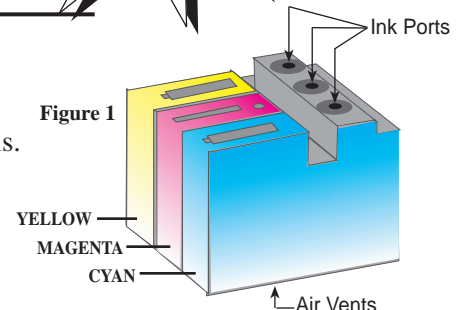
4. Using the wipe supplied, wipe ink from around ink port hole **being sure that the area is completely dry**. Seal the ink port with one of the yellow seals supplied. Press it firmly in place. See Figure 6.

5. Repeat steps 2, 3, and 4 for each of the other colors.

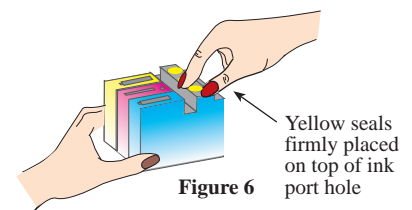
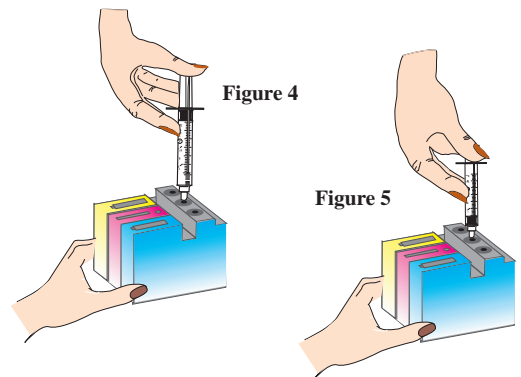
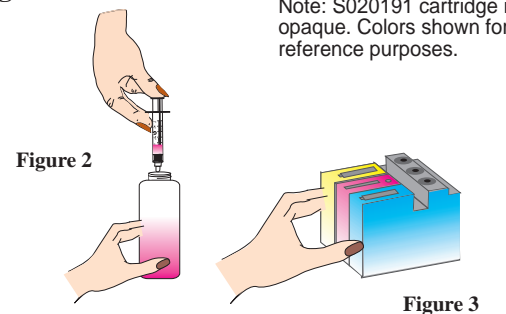
6. Reinstall the cartridge into the printer. Perform the printhead cleaning procedure following the instructions outlined in your printer instruction booklet. Repeat cleaning procedure several times, until all three colors are printing.

Note 1. Our inks are filtered to remove all particles larger than 1 micron. Filling through the ink ports will not introduce foreign particles to the printhead because the printer itself has filter screens between the ink ports and the printheads.

In the unlikely event that ink gets on your fingers, it can easily be removed by moistening a paper towel with a solution of laundry bleach diluted with an equal amount of water. Be sure to wash hands thoroughly after using bleach solution.



Note: S020191 cartridge is opaque. Colors shown for reference purposes.



IF YOU HAVE ANY QUESTIONS OR ENCOUNTER ANY DIFFICULTY IN USING THIS PRODUCT, PLEASE CONTACT:

REPEAT-O-TYPE
MANUFACTURING CORPORATION
ESTABLISHED 1931

665 State Highway 23 • Wayne, NJ 07470-6892 • (973) 696-3330 • (800) 288-3330
Fax (973) 694-7287 • email: help@repeatotype.com • www.repeatotype.com

Epson is a trademark of Seiko Epson Corp. ©1999 Repeat-O-Type Manufacturing Corporation.

ESC8RC INST 9/99